

DESCRIPTION

All CybTouch machines installed with a software **V6.x.x and above** need an activation code. This procedure describes the process to follow BEFORE updating from a software V5.x.x and below to a V6.x.x and above.



It is very important to obtain an activation code before starting the updating process. Failure to do so will mean down-time for the machine while waiting to receive the code. The CybTouch will NOT run without a proper code!


PREPARATION

To generate a code, Cybelec needs some information about the machine that will be updated. Please provide Cybelec with:

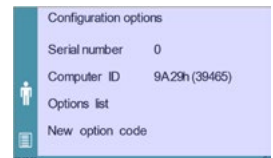
- » The machine type (for example, a CybTouch 8 for press).
- » The content of both the Information and Configuration Options pages.



→ Other menus → Service → Service → Information



→ Other menus → Service → Service → Configuration Options



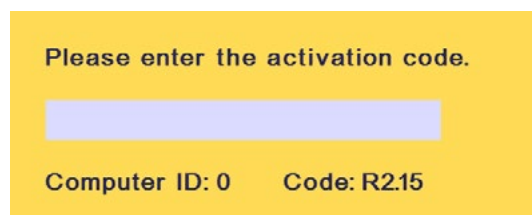
A picture of both screens will do fine.

Send the screen shots to support@cybelec.ch.

UPDATING THE SOFTWARE

Once you have the code, you can proceed with the software update as usual (see the CybTouchTools User Manual for more information).

Once the software is updated and the machine has restarted, you should see the following yellow popup window, asking you for the activation code:



Once the code is entered, the Initialization page is displayed, with a Restart button allowing to reboot the machine.