

The Cybio system is an integral part of the Cybelec numerical controls for machine tools:

- VisiTouch CNC
- VisiTouch PCBox

The Cybio system can be used with any other control or automation systems e.g. PLC interfacing with CANopen or EtherCAT field bus.

Main features

- I/O system with CANopen and EtherCAT field bus interfaces for local or remote I/O level.
- Ultra-compact, slice based modular I/O system and high connection density.
- Application-oriented functions that result in lower device costs and make it possible to obtain the perfect system solution with a minimum space requirement.
- Sleek design and practical installation concept that make handling easier and allow users to pre-assemble their I/O systems.
- Plug-in connection system and clear signal assignment simplify commissioning and maintenance.

TABLE OF CONTENTS


Overview table with all available configurations	3
Technical characteristics	
Field bus couplers CANopen and EtherCAT	4
Axis module	4
Counter/Encoder module	5
Digital I/O modules	5
Analog I/O module	5
Dimensions	6

OVERVIEW TABLE WITH ALL AVAILABLE CONFIGURATIONS

<i>Cybio modules</i>		<i>ID label</i>	<i>Bus (RJ45)</i>	<i>Encoder inputs</i>	<i>Digital inputs</i>	<i>Digital outputs</i>	<i>Analog inputs (0-10V)</i>	<i>Analog outputs (0-10V)</i>	<i>Current outputs (0-4A)</i>
Field Bus couplers	IOM-CPU-6C-A/MO	CP6C	2x CANopen	-	-	-	-	-	-
	IOM-CPU-6E-A/MO	CP6E	2x EtherCAT	-	-	-	-	-	-
Digital modules	IOM-DI1208-1A/MO	D128		-	12	8	-	-	-
	IOM-DI8012-1A/MO	D812		-	8	12	-	-	-
Analog module	IOM-AI604-1A/MO	A64			-	-	6	4	-
Counter/Encoder module	IOM-ENC-2A/MO	ENC2		2	8	-	-	-	-
Axis Controller module (2 axis)	IOM-AXIS-2A/MO	AXS2		2	-	-	-	2	-

FIELD BUS COUPLERS CANOPEN AND ETHERCAT

IOM-CPU-6C-A/MO (CANopen)

Power supply:	24V stabilized (24VDC -15%) 1,5A	
CAN BUS:	2x RJ45 (1x IN, 1x OUT)	
Auxiliary Digital output:	24VDC Nominal: 0,5A/Max 0,6A	
Address bus	Configurable with switches	
Bus speed	Configurable with switches 250kbps to 1 Mbps	
Line terminaison	Configurable with switches	

IOM-CPU-6E-A/MO (EtherCAT)

Power supply:	24V stabilized (24VDC -15%) 1,5A	
Ethercat BUS:	2x RJ45 (1x IN, 1x OUT)	
Bus speed	100 Mbps	
Auxiliary Digital output:	24VDC Nominal: 0,5A/Max 0,6A	

AXIS MODULE

IOM-AXIS-2A/MO

Power supply:	24V stabilized (24VDC -15%) 1,5A	
Axis	2	
Encoder inputs	2 5VDC or 12VDC or 24VDC with an external power supply. Complementary signal a recommended	Résolution: 32bits Compatible PNP/NPN or TTL
Power supply for encoder	5VDC powered by encoder boards. Max 250mA for each encoder	
Digital inputs	6	24V
Digital outputs	4	24V Nominal current: 0,5A Maximum current: 0,6A
Analog output	2 +/-10V	

COUNTER/ENCODER MODULE

IOM-ENC-2A/MO

Power supply:	24V stabilized (24VDC -15%) 1,5A	
Encoder inputs	2 5VDC or 12VDC or 24VDC with an external power supply. Complementary signal is recommended	Résolution: 32bits Compatible PNP/NPN or TTL
Power supply for encoder	5VDC powered by encoder boards. Max 250mA for each encoder	
Digital Inputs	8	

DIGITAL I/O MODULES

IOM-DI12O8-1A/MO

Power supply:	24V stabilized (24VDC -15%) 1,5A	
Digital Inputs	12	24V
Digital Outputs	8	24V Nominal current: 0,5A Maximum current: 0,6A

IOM-DI8O12-1A/MO

Power supply:	24V stabilized (24VDC -15%) 1,5A	
Digital Inputs	8	24V
Digital Outputs	12	24V Nominal current: 0,5A Maximum current: 0,6A

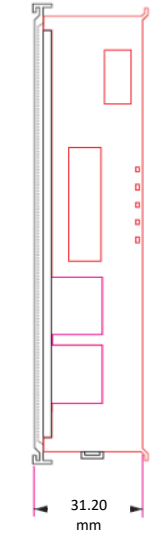
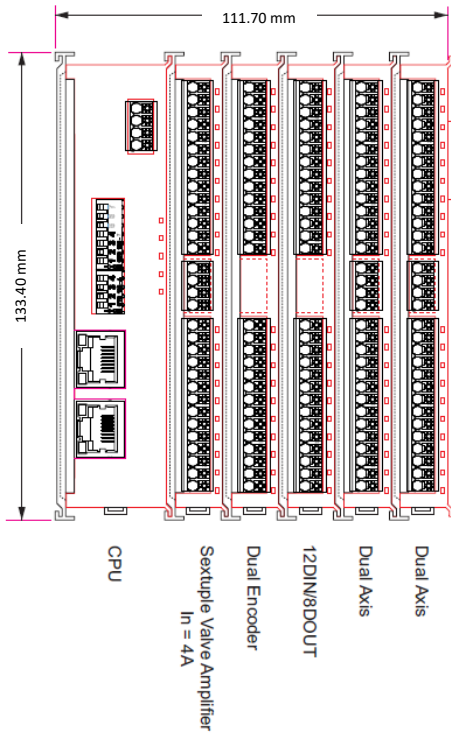
ANALOG I/O MODULE

IOM-AI6O4-1A/MO

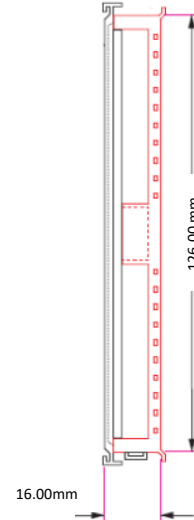
Power supply:	24V stabilized (24VDC -15%) 1,5A	
Analog Inputs	6 Input impedance max: $\geq 10k\Omega$	Voltage inputs: 0-10V or +/-10V
Analog Outputs	4	Voltage Outputs: +/-10V
Reference	10V. I max 50mA	

DIMENSIONS

Example with module for pressbrake, Y1, Y2, 4 analog axis



CPU module



Other modules

